



BOWL TRADITION

O
OREGON

2005

HOLIDAY BOWL



Oklahoma 17, Oregon 14
Dec. 29, 2005
San Diego, Calif.
Attendance: 65,416

An Oklahoma interception deep in its own territory with just over 30 seconds left to play put an end to an Oregon comeback and preserved the Sooners' Holiday Bowl win. Sophomore quarterback Brady Leaf came off the bench midway through the fourth

quarter to rally the Ducks from a 17-7 deficit, completing a 3-yard touchdown pass to tight end Tim Day with 3:30 remaining in the game to pull Oregon within striking distance.

Trailing by only three points, the Ducks' defense held the Big 12 Conference South Division runners-up to three plays and a punt while taking over control of the football on its own 22-yard line with 3:04 left on the clock. Completions of six and 37 yards to running back Terrence Whitehead and a 19-yard pass to freshman running back Jeremiah Johnson positioned Oregon with a chance for its first win over the Sooners in six tries. But rather than play for a game-tying field goal, Leaf's pass to Demetrius Williams inside the Oklahoma 10-yard line couldn't elude linebacker Clint Ingram's leap as Oregon fell short in the post-season for the third straight time.

After struggling in two first-half drives and a third to start the second half, Leaf rebounded to complete 11 of 18 passes for 118 yards in the final 7:13 of the game. In addition, the Oregon defense, led by senior linebacker Anthony Trucks, held the Sooners to only 42 yards of total offense in the final quarter. Trucks completed his career with a game-high 14 tackles, along with one fumble recovery as well as a forced fumble, to be awarded the bowl's defensive player of the game.

But it was a sluggish third quarter that put the Ducks in a bind as Oklahoma controlled the football for just over 10 minutes of the period and capped two of its four drives with touchdowns.

Oregon opened the game strong as starting quarterback Dennis Dixon accounted for 72 of its 116 total yards from the game's first two drives, yet the Ducks could convert the prosperity into only seven points enroute to a 7-3 halftime advantage. Dixon completed eight of 12 passes for 89 yards in the opening 15 minutes.

Oregon	7	0	0	7	—	14	(Coach Mike Bellotti)
Oklahoma	3	0	14	0	—	17	(Coach Bob Stoops)

- OU — Garret Hartley 34 field goal, 8:04, 1st
- ORE — Demetrius Williams 5 run (Paul Martinez kick), 2:58, 1st
- OU — J.D. Runnels 17 pass from Rhett Bomar (Hartley kick), 9:20, 3rd
- OU — Kejuan Jones 8 run (Hartley kick), 3:25, 3rd
- ORE — Tim Day 3 pass from Brady Leaf (Martinez kick), 3:30, 4th

INDIVIDUAL LEADERS

RUSHING: (ORE) Whitehead, 12-43, Dragich 1-20, Stewart 2-6, D. Williams 1-5, Dixon 9-5, Strong 1-3, Johnson 1-1, Leaf 5-1. (OU) Peterson 23-84, Jones 7-30, Bomar 9-14, Patrick 1-4.

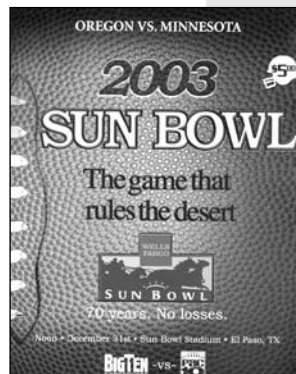
PASSING: (ORE) Leaf 14-24-136-1. Dixon 11-19-107-0, Strong 0-1-0-0. (OU) Bomar 17-30-229-1.

RECEIVING: (ORE) Finley 9-67, Whitehead 6-83, D. Williams 4-27, Day 3-14, Johnson 1-19, Paysinger 1-18, Rosario 1-15. (OU) Kelly 7-79, Iglesias 5-85, Johnson 2-32, Runnels 1-17, Peterson 1-8, Jones 1-8.

Team Statistics	ORE	OU
First Downs	17	19
Rushes-Yards	32-84	40-132
Passes	25-44-1	17-30-1
Passing Yards	243	229
Total Offense	327	361
Punting	8-45.1	7-37.9
Fumbles-Lost	1-0	2-1
Penalties-Yards	3-15	10-70
Time of Possession	31:23	28:37

2003

SUN BOWL



Minnesota 31, Oregon 30
Dec. 31, 2003
El Paso, Texas
Attendance: 49,864

The Gophers won the see-saw battle with 23 seconds left when kicker Rhys Lloyd booted a 42-yard field goal on a ball tipped by senior defensive tackle Junior Siavii at the line. The Ducks had taken a 30-28 lead on a 47-yard field goal by

Jared Siegel with 4:16 to play before Minnesota (10-3) drove 55 yards on its ensuing possession to set up Lloyd's winner.

The Ducks used two of their timeouts in the final minute to give the offense and quarterback Kellen Clemens one last chance, but the sophomore starter was intercepted with 10 seconds remaining. Clemens ended with career highs in completions (32), attempts (42) and yards (363), as well as matching one Sun Bowl record with three touchdowns and claiming another pinnacle with a 76.2% completion percentage. Samie Parker ended as game MVP after the school's single-game record-holder broke bowl records for catches (16), yards (200) and touchdown catches (two).

Minnesota, which had ranked third nationally in rushing (293.2 avg.), dominated the ground stats with 241 yards on 55 carries. Laurence Maroney led ball-carriers with 15 carries for 135 yards and a TD for Minnesota, and Thomas Tapeh added three scores.

The game opened with a scoreless first quarter, but the teams combined for a bowl-record 31 points in the second period. Clemens opened the scoring with a 9-yard touchdown pass to Dante Rosario with less than a minute elapsed. Siegel hit a season-high three field goals (30, 32 and 47) to earn top special teams honors while Siavii was honored as the game's top lineman.

Minnesota	0	14	14	3	—	31	(Coach Glen Mason)
Oregon	0	17	7	6	—	30	(Coach Mike Bellotti)

- OU — Dante Rosario 9 run (Jared Siegel kick), 14:06, 2nd
- UM — Thomas Tapeh 1 run (Rys Lloyd kick), 9:50, 2nd
- OU — Samie Parker 17 pass from Kellen Clemens, 8:45, 2nd
- UM — Tapeh 1 run (Lloyd kick), 1:11, 2nd
- OU — Siegel 30 FG, 0:00, 2nd
- OU — Tapeh 6 run (Lloyd kick), 8:38, 3rd
- OU — Parker 40 pass from Clemens (Siegel kick), 3:09, 3rd
- UM — Laurence Maroney 22 run (Lloyd kick), 0:14, 3rd
- OU — Siegel 32 FG, 9:36, 4th
- OU — Siegel 47 FG, 4:16, 4th
- UM — Lloyd 42 FG, 0:23, 4th

INDIVIDUAL LEADERS

RUSHING — Maroney15-131 (UM), Tapeh 13-40 (UM), Barber 16-37 (UM), Whitehead 6-35 (OU), Washington 6-28 (OU).

PASSING — Clemens 32-42-1-363 (OU), Abdul-Khaliq 12-21-0-172 (UM), Fife 1-1-0-13 (OU).

RECEIVING — Parker 16-200 (OU), Hosack 6-107 (UM), Whitehead 5-42 (OU), Williams 4-49 (OU), Rosario 3-36 (OU), Day 3-31 (OU).

Team Statistics	MINN	ORE
First Downs	23	25
Rushes-Yards	55-241	24-77
Passes	21-12-0	44-33-1
Passing Yards	172	376
Total Offense	413	453
Punting	3-38.7	3-29.0
Fumbles-Lost	2-1	0-0
Penalties	3-19	5-40
Time of Possession	31:33	28:27



2002

SEATTLE BOWL



**Wake Forest 38, Oregon 17
Dec. 30, 2002
Seattle, Wash.
Attendance: 38,241**

Attempts to rebound from a disappointing last half of its regular season proved futile as big plays and a ball-control offense contributed to Oregon's first post-season setback in four tries.

After jumping onto the scoreboard first via a Jared Siegel field goal, the Ducks were unable to secure their second first down of the game until staring at a 14-3 deficit in Seahawks Stadium. Despite completing only nine passes, Wake Forest's offense took advantage of maintaining possession of the football for 34:34 while scoring on two of four plays longer than 30 yards to account for a second bowl win over Oregon in 11 years.

Redshirt freshman quarterback Kellen Clemens came off the bench to replace Jason Fife to open the second quarter — responding with his first touchdown pass as a collegian in his most extensive play to date — and helped the Ducks bounce back from an 18-point deficit.

A 43-yard Keenan Howry punt return, followed by the school's career receiving leader's 36-yard run, led to Matt Floberg's lone scoring run of the year to close the gap to 24-17 late in the third quarter. Yet the Oregon offense was unable to take advantage of the momentum as it was limited to only two more first downs the remainder of the afternoon.

Linebackers David Moretti and Kevin Mitchell led the defense with 17 and 15 tackles, respectively, while George Wrihster's five catches propelled him to the top of the school's list for most single-season catches by a tight end ever (41).

Wake Forest	7	14	10	7	— 38	(Coach: Jim Grobe)
Oregon	3	7	7	0	— 17	(Coach: Mike Bellotti)

- UO — Jared Siegel 45 FG, 12:25, 1st
- WF — Ovie Mughelli 1 run (Matt Wisnosky kick), 10:26, 1st
- WF — Jason Anderson 57 pass from James MacPherson (Wisnosky kick), 12:38, 2nd
- WF — MacPherson 1 run (Wisnosky kick), 2:40, 2nd
- UO — Samie Parker 7 pass from Kellen Clemens (Siegel kick), :26, 2nd
- WF — Wisnosky 43 FG, 9:37, 3rd
- UO — Matt Floberg 1 run (Siegel kick), 5:39, 3rd
- WF — Anderson 63 pass from MacPherson (Wisnosky kick), 2:02, 3rd
- WF — Chris Barclay 12 run (Wisnosky kick), 2:48, 4th

INDIVIDUAL LEADERS

RUSHING — Barclay (WF) 19-82, Davis (WF) 9-65, Smith (UO) 18-62, Williams (WF) 16-53, Howry (UO) 1-36.


PASSING — MacPherson (WF) 9-16-0-241, Clemens (UO) 19-31-0-161, Fife (UO) 1-10-0-4.

RECEIVING — Howry (UO) 5-50, Wrihster (UO) 5-34, Parker (UO) 4-43, Anderson (WF) 3-157, Landfried (WF) 3-45, Davis (WF) 2-27, Floberg (UO) 2-21, Willis (UO) 2-16.

Team Statistics	WF	UO
First Downs	23	13
Rushes-Yards	256	125
Passes	16-9-0	41-20-0
Passing Yards	241	165
Total Offense	497	290
Punting	5-48.4	6-50.2
Fumbles-Lost	3-0	1-1
Penalties	3-15	2-10
Time of Possession	34:34	25:26

2002

FIESTA BOWL



**Oregon 38, Colorado 16
Jan. 1, 2002
Tempe, Ariz.
Attendance: 74,118**

Joey Harrington threw for four touchdowns and Steve Smith intercepted a bowl-record three passes as No. 2 Oregon pounded No. 3 Colorado in the 31st Fiesta Bowl.

Heisman Trophy finalist Harrington became the first Pac-10 quarterback to lead his team to three bowl wins, and ended his career third at Oregon in passing yards (6,911) and touchdowns (59).

After a first-quarter Buffalo touchdown, the Ducks scored 38 consecutive points. The game's offensive MVP led the charge with a 28-yard scoring strike to Keenan Howry and a season-long 79-yard TD pass to Samie Parker on subsequent drives. The latter marked Oregon's longest scoring play in bowl history and tied for the longest pass in Fiesta Bowl history. On the ground, Maurice Morris brought the crowd to its feet in the second half with a dazzling 49-yard touchdown scamper though a half-dozen would-be tacklers, as he rolled off the back of another. His 89 rushing yards at game's end also made him the first back in Oregon history to run for 1,000 yards in consecutive seasons (1,049). Freshman kicker Jared Siegel also booted a career-long 47-yard field goal early in the fourth quarter.

Colorado tried its luck in the air in the second half, and salvaged a couple of late scores to avoid the biggest defeat in Fiesta Bowl history. The Duck defense held the Buffalo rushers to a combined 49 yards — far below their previous 228.5 avg. that ranked eighth nationally. Wesly Mallard and Dave Moretti led the Duck defenders with 13 and 11 tackles, respectively, while Smith earned the game's top defensive award.

Oregon	7	14	7	10	— 38	(Coach: Mike Bellotti)
Colorado	7	0	0	9	— 16	(Coach: Gary Barnett)

- CU — Brandon Drumm 1 run (Brougham kick), 6:26, 1st
- UO — Keenan Howry 28 pass from Joey Harrington (Siegel kick), 3:48, 1st
- UO — Samie Parker 79 pass from Harrington (Siegel kick), 3:13, 2nd
- UO — Onterio Smith 6 pass from Harrington (Siegel kick), 2:29, 2nd
- UO — Maurice Morris 49 run (Siegel kick), 12:33, 3rd
- UO — Siegel 47 FG, 12:03, 4th
- UO — Justin Peelle 4 pass from Harrington (Siegel kick), 9:38, 4th
- CU — Flores 39 FG, 5:47, 4th
- CU — Daniel Graham 4 pass from Craig Ochs (kick failed), :18, 4th


INDIVIDUAL LEADERS

RUSHING — Morris (UO) 11-89, O. Smith (UO) 14-51, Brown (CU) 9-30, Johnson (CU) 8-24, Purify (CU) 6-19.

PASSING — Harrington (UO) 28-42-1-350. Pesavento (CU) 11-27-2-139, Ochs (CU) 13-20-1-140.

RECEIVING — Graham (CU) 10-89, Parker (UO) 9-162, Willis (UO) 6-62, Peelle (UO) 5-66, McCoy (CU) 5-66, Johnson (CU) 3-50, Brunson (CU) 3-35, Howry (UO) 3-33.

Team Statistics	UO	CU
First Downs	20	22
Rushes-Yards	150	49
Passes	42-28-1	47-24-3
Passing Yards	350	279
Total Offense	500	328
Punting	5-36.2	5-40.8
Fumbles-Lost	0-0	1-0
Penalties	8-74	8-55
Time of Possession	31:05	28:55



2000 HOLIDAY BOWL

Oregon 35, Texas 30
Dec. 29, 2000
San Diego, Calif.
Attendance: 63,278

The Oregon defense limited Texas to only 88 yards total offense in the second half while denying the 12th-ranked Longhorns access to the end zone on their final three possessions of the game to cap the Ducks' first 10-win season in school history.

Quarterback Joey Harrington became only the third player in Holiday Bowl history to run, pass and be on the receiving end of a touchdown toss in the same game as he helped ignite Oregon's fourth-quarter comeback for the fifth time of the season. For his efforts, he was named offensive player of the game.

The Pac-10 co-champions relied on big plays to grab a 14-0 advantage in the opening 13 minutes, but were fortunate to trail by only 21-14 after a blocked punt with 1:11 remaining before the half. However defensive back Ryan Mitchell initiated the momentum swing with his team's second of four interceptions.

Tailback Maurice Morris knotted the score at 21-21 with his longest scoring reception of the season while Allan Amundson came off the bench to set up a go-ahead score with his longest run of his career (36 yards) to provide a brief edge.

After Texas returned the ensuing kickoff into the end zone, Oregon put together an eight-play, 68-yard drive for the winning tally but couldn't rest easy until the final pass fell incomplete in the end zone.

Cornerback Rashad Bauman halted one drive with an interception at the Ducks' 16-yard line with just over a minute remaining to play to go along with his six tackles to earn defensive player-of-the-game honors. Outside linebacker Garrett Sabol led all tacklers with 12 stops.

Texas	0	21	0	9	-30	(Coach: Mack Brown)
Oregon	14	0	7	14	-35	(Coach: Mike Bellotti)

- UO — Justin Peelle 1 pass from Joey Harrington (Frankel kick), 8:35, 1st
- UO — Harrington 18 pass from Keenan Howry (Frankel kick), 2:19, 1st
- UT — Hodges Mitchell 3 run (Stockton kick), 10:39, 2nd
- UT — Chris Simms 4 run (Stockton kick), 4:14, 2nd
- UT — Greg Brown 23 interception return (Stockton kick), 3:46, 2nd
- UO — Maurice Morris 55 pass from Harrington (Frankel kick), 12:32, 3rd
- UO — Harrington 9 run (Frankel kick), 9:43, 4th
- UT — Victor Ike 93 kickoff return (Stockton kick), 9:25, 4th
- UO — Jason Willis 4 run (Frankel kick), 5:46, 4th
- UT — Team safety


INDIVIDUAL LEADERS

RUSHING — Morris (UO) 26-82, Amundson (UO) 5-48, Mitchell (UT) 17-41.

PASSING — Harrington (UO) 19-30-1-273, Simms (UT) 17-33-4-245.

RECEIVING — Morris (UO) 5-104, Healy (UT) 5-98, Howry (UO) 5-59, Peelle (UO) 4-48; Johnson (UT) 4-42; Willis (UO) 3-33.

Team Statistics	UT	UO
First Downs	19	21
Rushes-Yards	31-54	40-129
Passes	33-17-4	32-20-1
Passing Yards	245	291
Total Offense	299	420
Punting	3-42.3	5-32.4
Fumbles-Lost	3-1	1-1
Penalties	6-55	6-50
Time of Possession	28:09	31:51



1999 SUN BOWL

Oregon 24, Minnesota 20
Dec. 31, 1999
El Paso, Texas
Attendance: 48,757

Joey Harrington completed a 10-yard scoring pass to Keenan Howry with only 1:32 remaining to play to lead Oregon to the Pac-10's lone post-season triumph in five tries.

No. 12 Minnesota grabbed a 20-17 advantage on the first play of the final period with its third touchdown pass of the afternoon before the Ducks came from behind in the closing minutes for the fourth time this season. Harrington, who remained unbeaten in his fourth career start, waited until 7:28 remained on the clock before engineering Oregon's longest scoring drive of the season, capping a 12-play, 87-yard drive in 5:56 with his lone touchdown toss of the day. The Portland sophomore, who had previously run for a pair of scores, connected on four of five aerials on the decisive series, including a fourth-down strike for 23 yards to Tony Hartley to keep the drive alive.

Yet it wasn't until a Dietrich Moore quarterback sack and Saul Patu fumble recovery that the Ducks could breathe easier. The Ducks' defense limited the nation's 11th-ranked rushing offense to only 96 yards, while the Oregon offense wore down the opposition that tied for eighth in the country in scoring defense. Peter Sirmon led all Oregon defenders with 16 tackles while Moore and Matt Smith each took part in two quarterback sacks.

Michael Fletcher picked off one of two interceptions and added a 16-yard punt return to set up Oregon's 37-yard field goal.

Minnesota	7	0	6	7	-20	(Coach: Glen Mason)
Oregon	0	7	10	7	-24	(Coach: Mike Bellotti)

- UM — R. Johnson 1 pass from B. Cockerham (Nystrom kick), 3:52, 1st
- UO — Joey Harrington 5 run (Nathan Villegas kick), 1:11, 2nd
- UM — Arland Bruce 38 pass from Cockerham (kick failed), 12:42, 3rd
- UO — Harrington 1 run (Villegas kick), 8:04, 3rd
- UO — Villegas 37 FG, 3:11, 3rd
- UM — Johnson 7 pass from Cockerham (Nystrom kick), 14:56, 4th
- UO — Keenan Howry 10 pass from Harrington (Villegas kick), 1:32, 4th

INDIVIDUAL LEADERS

RUSHING — Droughns 21-95 (UO), Hamner (UM) 20-64, Ho-Ching (UO) 9-56, Cockerham (UM) 12-26.

PASSING — Cockerham (UM) 19-37-2-257, Harrington (UO) 20-43-0-232.

RECEIVING — Hartley (UO) 7-113, Johnson (UM), 7-54, Leverson (UM) 6-126, Howry (UO) 3-54.

Team Statistics	MINN	UO
First Downs	19	22
Rushes-Yards	35-96	39-156
Passes	37-19-2	43-20-0
Passing Yards	257	232
Total Offense	353	388
Punting	7-46.1	8-40.6
Fumbles-Lost	1-1	2-1
Penalties	5-58	4-25
Time of Possession	24:35	35:25



1998

ALOHA BOWL



Colorado 51, Oregon 43
Dec. 25, 1998
Honolulu, Hawaii
Attendance: 38,803

Oregon's 22-point fourth-quarter rally was not enough to overcome a season-high six turnovers and opponent's big plays as it dropped its second post-season bid to the Buffaloes in four years.

Colorado returned the opening kickoff 93 yards for a score to pace a 17-point first-quarter outburst in a game that established a Pac-10 post-season record for most total points by two teams.

Trailing 44-14 midway through the third quarter, the Ducks converted four of their next five drives into touchdowns before a fourth-down pass from Akili Smith to Bobby Nero fell incomplete with only 2:19 remaining in the game. Smith capped a brilliant senior season by throwing for the fourth-highest single-game total in school history, earning the game's co-MVP honors. Tailback Derien Latimer, making only his fourth start of the year, tied an Aloha Bowl record by running for three scores as Oregon accumulated 308 yards total offense in the second half against a squad which ended the year ranked 13th in the country in total defense (296.0 avg.).

Smith struggled to complete only eight of 21 passes in the first half before returning to form to pinpoint 16 of 25 aerials for 290 yards in the final 30 minutes. Wide receivers Damon Griffin and Donald Haynes became the school's first tandem in two years to each accumulate better than 100 yards receiving.

The Ducks' defense played deceptively well, led by senior linebacker Chris Vandiver's 15 tackles. Colorado was limited to 130 yards of offense in the second half.

Colorado	17	20	7	7	— 51 (Coach: Rick Neuheisel)
Oregon	0	14	7	22	— 43 (Coach: Mike Bellotti)

- CU — Brian Kelly 93 kickoff return (Jeremy Aldrich kick), 14:43, 1st
- CU — Aldrich 48 FG, 6:36, 1st
- CU — Javon Green 5 pass from Mike Moschetti (Aldrich kick), 2:10, 1st
- UO — Derien Latimer 11 run (Nathan Villegas kick), 13:23, 2nd
- CU — Marcus Stiggers 58 pass from Moschetti (Aldrich kick), 12:19, 2nd
- CU — Aldrich 41 FG, 10:00, 2nd
- UO — Latimer 4 run (Villegas kick), 7:11, 2nd
- CU — Darrin Chiaverini 72 pass (Aldrich kick), 6:53, 2nd
- CU — Aldrich 23 FG, 00:02, 2nd
- CU — Damon Wheeler 52 fumble return (Aldrich kick), 10:39, 3rd
- UO — Jed Weaver 9 pass from Akili Smith (Villegas kick), 7:31, 3rd
- UO — Latimer 1 run (Villegas kick), 13:34, 4th
- CU — Daniel Graham 20 pass from Moschetti (Aldrich kick), 10:45, 4th
- UO — Smith 1 run (Villegas kick), 7:13, 4th
- UO — Donald Haynes 42 pass from Smith (Bobby Nero pass), 5:55, 4th

INDIVIDUAL LEADERS

RUSHING — Cherrington (CU) 10-92, Latimer (UO) 19-74.

PASSING — Smith (UO) 24-46-1-456, Moschetti (CU) 11-23-0-213.

RECEIVING — Griffin (UO) 8-146, Haynes (UO) 7-148, Chiaverini (CU) 3-96, Stiggers (CU) 3-81, Nero (UO) 3-63, Weaver (UO) 3-45.

Team Statistics	CU	UO
First Downs	13	27
Rushes-Yards	35-176	35-79
Passes	24-12-0	46-24-1
Passing Yards	221	456
Total Offense	397	535
Punting	6-51.5	4-48.3
Fumbles-Lost	3-1	5-5
Penalties	8-75	4-30
Time of Possession	26:42	33:18

1997

LAS VEGAS BOWL



Oregon 41, Air Force 13
Dec. 20, 1997
Las Vegas, Nev.
Attendance: 21,514

An explosive Oregon offense put together its most potent display of the year while a maligned defense stuffed the nation's ninth-best rushing attack to pace its first post-season triumph in eight years over 23rd-ranked Air Force.

The Ducks tallied touchdowns on their first two plays from scrimmage and ate up less than a minute off the clock on each of their five offensive touchdowns. Pat Johnson accounted for his first of two scores on a bomb from Akili Smith to open the barrage and Saladin McCullough rambled for his longest run as a collegian to help seize the early momentum.

Meanwhile, an inspired defense which came into the game yielding over 440 yards per game, dismantled the Falcons' option attack and limited them to a season-low 211 yards total offense. The Ducks' defenders were so dominating that they refused to allow the cadets to cross midfield until the second quarter and thwarted a second attempt into Oregon territory with a Jaiya Figueras interception.

Adding to the team victory was a blocked punt by true freshman Garrett Sabol midway through the second period, resulting in a Kevin Parker recovery in the end zone and a 19-0 Oregon lead. The victors accumulated 313 of their season-high 583 yards total offense during the game's first 30 minutes against a contingent ranked third in the country in scoring defense (12.4 avg.) and 10th in total defense (289.3 avg.).

Jason Maas came off the bench to throw for three touchdowns and scrambled for 28 yards that kept a drive alive before concluding with Tony Hartley's score 28 seconds before halftime.

Yet it was Johnson who was named the games most valuable player after accumulating 272 all-purpose yards.

Peter Sirmon ended the day with 11 tackles and Michael Fletcher added nine as the defenders limited Air Force to only three first downs and 92 yards total offense in the second half.

Oregon	13	13	8	7	— 41 (Coach: Mike Bellotti)
Air Force	0	0	13	0	— 13 (Coach: Fisher DeBerry)

- UO — Pat Johnson 69 pass from Akili Smith (Josh Frankel kick), 14:42, 1st
- UO — Saladin McCullough 76 run (kick failed), 12:54, 1st
- UO — Kevin Parker 0 punt return (kick failed), 8:33, 2nd
- UO — Tony Hartley 7 pass from Jason Maas (Joshua Smith kick), :28, 2nd
- AF — Blane Morgan 1 run (Alex Wright kick), 8:29, 3rd
- UO — Hartley 21 pass from Maas (Blake Spence pass), 4:55, 3rd
- AF — Bryce Fisher 45 fumble return (pass failed), :43, 3rd
- UO — Johnson 78 pass from Maas (J. Smith kick), 14:50, 4th

INDIVIDUAL LEADERS

RUSHING — McCullough (UO) 17-150, Singleton (AF) 13-66, Maas (UO) 5-40, Latimer (UO) 5-30.

PASSING — Maas (UO) 9-15-0-188, A. Smith (UO) 4-10-1-87, Morgan (AF) 6-19-1-59.

RECEIVING — Johnson (UO) 5-169, Hartley (UO) 3-35, Spence (UO) 2-59, Newman (AF) 2-29.

Team Statistics	UO	AF
First Downs	22	11
Rushes-Yards	43-266	41-152
Passes	30-16-1	21-6-1
Passing Yards	317	59
Total Offense	583	211
Punting	6-38.7	10-36.6
Fumbles-Lost	3-2	1-1
Penalties	19-166	7-57
Time of Possession	30:18	29:42

1996

COTTON BOWL



Colorado 38, Oregon 6
Jan. 1, 1996
Dallas, Texas
Attendance: 58,214

Oregon's inability to capitalize on some early scoring opportunities proved costly and the seventh-ranked Buffaloes were able to break the game open with a few big plays of their own in the third quarter as the Ducks again returned home empty from their second straight New Year's Day bowl appearance.

At times it appeared the Ducks almost had as much trouble navigating the unfavorable weather conditions as it did the Colorado defense, which held Oregon to 139 yards under its total offensive average, but that couldn't account for the five turnovers which directly led to a trio of Colorado touchdowns. No one miscue had a bigger effect on the game's outcome as a 95-yard interception return for a second-quarter score after junior quarterback Tony Graziani had driven the Ducks to the nine-yard line.

Pacific-10 Conference all-purpose running leader Ricky Whittle returned the opening kickoff 63 yards to the Colorado 26-yard line but the Ducks were unable to advance beyond the eight-yard line and were forced to settle for a Joshua Smith field goal. Moments later, linebacker Rich Ruhl picked off a John Hessler pass to present Oregon with another golden opportunity but another stalled drive resulted in the Ducks' 33-yard three-pointer.

Little was it known that 12th-ranked Oregon would be able to penetrate the 20-yard line only once more prior to the closing seconds of the contest.

The Ducks' defense proved to be up to the task against the nation's sixth-best offense, providing the offense with field position inside the midfield stripe two more times after taking a 6-0 lead and kept Oregon within striking distance at halftime. But a 19-point explosion in the third quarter in less than eight minutes proved to be too much to overcome.

Oregon's defenders were victimized by a 62-yard pass play and another 55-yard run to set up a pair of scores and account for almost half of Colorado's 313 offensive yards. Sophomore Kenny Wheaton added his fifth interception of the year and cornerback Ronnie Gipson recovered one fumble for a unit paced by Troy Bailey's and Brian Collins' seven tackles.

Oregon	6	0	0	0	—	6	(Coach: Mike Bellotti)
Colorado	0	13	19	6	—	38	(Coach: Rick Neuheisel)

- UO — Joshua Smith 25 FG, 12:53, 1st
- UO — Smith 33 FG, 8:33, 1st
- CU — John Hessler 1 run (Neil Voskeritchian kick), 14:56, 2nd
- CU — Marcus Washington 95 interception return, (kick failed), 6:31, 2nd
- CU — Matt Lepsis 2 pass from Hessler (Voskeritchian kick), 13:37, 3rd
- CU — Herchell Troutman 6 run (run failed), 8:40, 3rd
- CU — Phil Savoy 12 pass from Hessler (kick blocked), 5:42, 3rd
- CU — Ayyub Abdul-Rahmaan 5 run (kick blocked), 1:11, 4th

INDIVIDUAL LEADERS

RUSHING — Troutman (CU) 13-100, Whittle (UO) 12-50, Parker (UO) 3-43.


PASSING — Hessler (CU) 11-26-2-115, Graziani (UO) 19-37-2-113.

RECEIVING — Whittle (UO) 4-18, Savoy (CU) 3-29, McLemore (UO) 3-26, Kidd (CU) 2-73, Hodge (UO) 2-33.

Team Statistics	UO	CU
First Downs	16	16
Rushes-Yards	29-105	41-170
Passes	44-21-2	27-12-2
Passing Yards	162	143
Total Offense	267	313
Punting	5-38.4	4-28.5
Fumbles-Lost	4-3	2-1
Penalties	8-67	6-41
Time of Possession	30:01	29:59

1995

ROSE BOWL



Penn State 38, Oregon 20
Jan. 2, 1995
Pasadena, Calif.
Attendance: 102,247

Oregon wasn't satisfied with just advancing to the Rose Bowl, not intimidated by facing an unbeaten opponent supposedly armed with the best offense in history nor awed by the largest crowd ever to watch the Ducks play football. And, when it was over, Oregon proved it truly belonged in Pasadena.

The Ducks represented its league for the first time in 37 years in the post-season game reserved for the champion and no Pacific-10 Conference sympathizer was embarrassed to have Oregon as its emissary. The Ducks' offense pushed second-ranked Penn State around for 501 yards and its defense lived up to its advance billing.

It was Oregon's resolve that was tested when All-America tailback Ki-Jana Carter streaked 83 yards on Penn State's first offensive play to saddle the Ducks with an early 7-0 deficit. It didn't take Oregon long to knot the score and senior quarterback Danny O'Neil's second touchdown pass of the day brought the Ducks back to a 14-14 stalemate following linebacker Reggie Jordan's interception of Penn State quarterback Kerry Collins.

Oregon's offense was not appreciably scuttled throughout the game. O'Neil contributed in some form to 13 Rose Bowl records, including individual marks for passes attempted and completed and yardage through the air.

Penn State led the nation in offense with a 520-yard average, but was held below that figure by Gang Green, the acronym for Oregon's aggressive defense. The Big Ten Conference champion scored all three second-half touchdowns after taking possession in Oregon territory.

O'Neil's record day resulted in tight end Josh Wilcox catching 11 passes and flanker Cristin McLemore 10 more.

Penn State	7	7	14	10	—	38	(Coach: Joe Paterno)
Oregon	7	0	7	6	—	20	(Coach: Rich Brooks)

- PS — Ki-Jana Carter 83 run (Brett Conway kick), 10:50, 1st
- UO — Josh Wilcox 1 pass from Danny O'Neil (Matt Belden kick), 10:05, 1st
- PS — Brian Milne 1 run (Conway kick), 1:26, 2nd
- UO — Cristin McLemore 17 pass from O'Neil (Belden kick), 4:54, 3rd
- PS — Carter 17 run (Conway kick), 3:53, 3rd
- PS — Carter 3 run (Conway kick), 2:01, 3rd
- PS — Conway 43 FG, 5:43, 4th
- PS — Jon Witman 9 run (Michael Barninger kick), 4:24, 4th
- UO — Ricky Whittle 3 run (pass failed), 2:44, 4th


INDIVIDUAL LEADERS

RUSHING — Carter (PS) 21-156, Whittle (UO) 12-45, Milne (PS) 9-36.

PASSING — O'Neil (UO) 41-61-2-456, Collins (PS) 19-30-1-200.

RECEIVING — Wilcox (UO) 11-135, McLemore (UO) 10-90, Engram (PS) 5-52, Scott (PS) 4-41.

Team Statistics	PS	UO
First Downs	22	27
Rushes-Yards	39-228	31-45
Passes	31-20-1	61-41-2
Passing Yards	202	456
Total Offense	430	501
Punting	6-41.7	6-42.8
Fumbles-Lost	1-1	1-0
Penalties	5-37	6-52
Time of Possession	29:18	30:42



**1992
INDEPENDENCE
BOWL**

**Wake Forest 39, Oregon 35
Dec. 31, 1992
Shreveport, La.
Attendance: 31,337**

Oregon's third consecutive post-season game went down to the wire, but Wake Forest wound up in the winner's photo on the strength of a fourth-quarter stretch run in the first-ever meeting between the

intersectional rivals.

The Ducks appeared to be clicking on all cylinders for the game's first 35 minutes, sprinting to a 29-10 advantage after Oregon's defense scored for the second time during the warm afternoon. The Demon Deacons had been victimized by five turnovers and the Ducks had taken full benefit.

Even though Wake Forest needed less than three minutes to post a 7-0 lead, Oregon scored 29 of the game's next 32 points, taking the lead when cornerback Herman O'Berry picked the pocket of tailback Ned Moultrie and dashed 24 yards for the score.

Oregon appeared to be cruising early in the second half. The Ducks realized no points from still another defensive gem by O'Berry, his seventh interception of the year, but cornerback Alex Molden duplicated it moments later and literally walked the eight yards to the end zone.

However, the shift in momentum after that was dramatic. Oregon's offense went dry and Wake Forest cruised to scores on four straight possessions to take control.

Quarterback Danny O'Neil hit 24 of 40 passes for 227 yards, but the Ducks managed just 112 yards rushing and not many after Sean Burwell's 40-yard scamper early in the game.

O'Berry was honored as the game's outstanding defensive player after two fumble recoveries and an interception. End Romeo Bandison also enjoyed an outstanding performance with two quarterback sacks and two other tackles for minus yardage among his six total tackles.

Oregon	13	9	7	6—35	(Coach: Rich Brooks)
Wake Forest	7	3	14	15—39	(Coach: Bill Dooley)

- WF — John Leach 1 run (Mike Green kick), 12:33, 1st
- UO — Sean Burwell 40 run (Tommy Thompson kick), 9:21, 1st
- UO — Herman O'Berry 24 fumble recovery (pass failed), 1:08, 1st
- WF — Green 38 FG, 11:01, 2nd
- UO — Vince Ferry 4 pass from Danny O'Neil (Thompson kick), 4:03, 2nd
- UO — Thompson 48 FG, :47, 2nd
- UO — Alex Molden 8 interception return (Thompson kick), 9:43, 3rd
- WF — Ned Moultrie 1 run (Green kick), 3:54, 3rd
- WF — Todd Dixon 30 pass from Keith West (Green kick), :45, 3rd
- WF — Dixon 61 pass from Bobby Jones (Leach pass from West), 12:02, 4th
- WF — Leach 6 run (Green kick), 5:19, 4th
- UO — Ronnie Harris 10 pass from O'Neil (pass failed), 1:05, 4th


INDIVIDUAL LEADERS

RUSHING — Leach (WF) 21-116, Moultrie (WF) 11-60, Burwell (UO) 11-48, Whittle (UO) 7-27.

PASSING — West (WF) 15-27-3-262, O'Neil (UO) 24-40-1-227.

RECEIVING — Harris (UO) 6-74, Dixon (WF) 5-166, Burwell (UO) 5-39, Mills (WF) 4-83.

Team Statistics	UO	WF
First Downs	17	18
Rushes-Yards	32-112	49-193
Passes	40-24-1	29-16-3
Passing Yards	323	227
Total Offense	339	516
Punting	7-35.9	4-39.5
Fumbles-Lost	0-0	3-3
Penalties	6-55	11-108
Time of Possession	29:25	30:35



**1990
FREEDOM BOWL**

**Colorado State 32, Oregon 31
Dec. 29, 1990
Anaheim, Calif.
Attendance: 41,450**

Oregon's two-point conversion attempt with just over one minute left in the game fell inches short to prevent consecutive rallies to post-season victories in the Ducks' first-ever consecutive bowl trips.

Mistakes haunted the Ducks throughout, exemplified by Colorado State's five points to take the lead while limited to five yards and no first downs in the third quarter. Despite that, Oregon remained in position to win the game in the closing minutes behind the arm of quarterback Bill Musgrave, Oregon's bowl MVP for the second straight year.

Musgrave directed a 79-yard drive with the help of third-down completions of 31 and 21 yards to Joe Reitzug, culminating when freshman tailback Sean Burwell plunged for the score with 61 seconds left. But, Musgrave's completed conversion pass to senior flanker Michael McClellan was stopped short of the end zone.

Musgrave threw for the second-highest total in the Freedom Bowl's seven-year history and his record-tying 29 completions were one of the game's 15 records set or tied by Oregon, which also included McClellan's receptions and 46-yard kickoff return.

However, the Ducks' offense mustered only seven yards rushing and three fumbles, a muffed punt attempt and a costly penalty for roughing the passer led to 25 of the Rams' 32 points. Oregon's chance to win was made possible by Marcus Woods' block of a Colorado State extra point with just under five minutes to play in front of a bowl-record 17,500 Oregon partisans.

Sophomore inside linebacker Joe Farwell led the defense, accumulating 12 unassisted tackles among his game-high 15 stops.

Colorado State	7	7	5	13—32	(Coach: Earle Bruce)
Oregon	7	10	0	14—31	(Coach: Rich Brooks)

- CS — Mike Gimenez 1 run (Mike Brown kick), 8:36, 1st
- UO — Anthony Jones 16 pass from Bill Musgrave (Gregg McCallum kick), 2:37, 1st
- UO — McCallum 23 FG, 11:56, 2nd
- CS — Tony Alford 1 run (Brown kick), 8:01, 2nd
- UO — Sean Burwell 3 pass from Musgrave (McCallum kick), :23, 2nd
- CS — Safety, Bud Bowie recovered fumble in end zone, 7:24, 3rd
- CS — Brown 35 FG, 2:23, 3rd
- UO — Michael McClellan 44 pass from Musgrave (Burwell pass from Musgrave), 14:24, 4th
- CS — Greg Primus 49 pass from Gimenez (Brown kick), 12:21, 4th
- CS — Todd Yert 52 run (kick blocked), 4:59, 4th
- UO — Burwell 1 run (pass failed), 1:01, 4th

INDIVIDUAL LEADERS

RUSHING — Yert (CS) 12-94, Copeland (CS) 8-44, Alford (CS) 14-42, Burwell (UO) 12-20.


PASSING — Musgrave (UO) 47-29-0-392, Gimenez (CS) 10-5-1-73, Verdugo (CS) 5-3-0-35.

RECEIVING — McClellan (UO) 9-148, Burwell (UO) 7-54, Reitzug (UO) 5-97, Primus (CS) 2-63, Harris (UO) 2-37, Jones (UO) 2-35, Yert (CS) 2-18, Lidner (CS) 2-17, Kelemeni (UO) 2-11.

Team Statistics	UO	CSU
First Downs	21	16
Rushes-Yards	26-7	49-196
Passes	47-29-0	15-8-1
Passing Yards	392	108
Total Offense	399	304
Punting	3-38.3	6-34.7
Fumbles-Lost	5-3	2-0
Penalties	7-60	5-47
Time of Possession	30:14	29:46

1989

INDEPENDENCE BOWL



Oregon 27, Tulsa 24
Dec. 16, 1989
Shreveport, La.
Attendance: 30,333

Junior quarterback Bill Musgrave directed Oregon to 17 points in the final 18 minutes and sophomore kicker Gregg McCallum provided the clincher with a 20-yard

field goal with 3:07 remaining to rally the Ducks to victory in their first bowl appearance in 26 years.

Trailing by 24-10 late in the third quarter, Musgrave capped a 54-yard scoring drive with his second touchdown pass of the night, a nine-yard strike to junior wide receiver Joe Reitzug. The bowl's offensive player of the game completed five of six passes for 53 yards during the key drive. Musgrave then put the finishing touches on the Ducks' next possession with the first rushing touchdown of his career to forge a 24-24 tie.

Oregon's defense played a major role in the comeback, limiting the golden Hurricane to 102 yards total offense in the second half and holding Tulsa on fourth down to set up McCallum's winning field goal.

Senior cornerback Chris Oldham picked off a pair of interceptions to earn defensive player of the game honors and linebacker Mark Kearns added 11 tackles to his one fumble recovery. Sophomore defensive end Matt LaBounty secured the 14th annual Independence Bowl victory with a 26-yard quarterback sack with 2:12 remaining.

The error-prone Ducks dug themselves a 17-10 halftime deficit after Tulsa returned a blocked punt for a touchdown 22 seconds before the intermission. The Hurricane, who earlier had capitalized on a first-quarter Oregon interception, then scored on its second drive of the second half before Oregon was able to mount its resurgence in cold and windy conditions that dropped to 29 degrees at kickoff.

Oregon	3	7	7	10	— 27	(Coach: Rich Brooks)
Tulsa	7	10	7	0	— 24	(Coach: Dave Rader)

- TU — Brent Adams 1 run (Dave Fuess kick), 7:44, 1st
- UO — Gregg McCallum 29 FG, 1:25, 1st
- UO — Tony Hargain 20 pass from Bill Musgrave (McCallum kick), 6:56, 2nd
- TU — Fuess 26 FG, 2:15, 2nd
- TU — Derrick Williams 21 blocked punt return (Fuess kick), 0:22, 2nd
- TU — Adams 1 run (Fuess kick), 5:50, 3rd
- UO — Joe Reitzug 9 pass from Musgrave (McCallum kick), 2:05, 3rd
- UO — Musgrave 1 run (McCallum kick), 12:38, 4th
- UO — McCallum 20 FG, 3:07, 4th

INDIVIDUAL LEADERS

RUSHING — Loville (UO) 20-82, Adams (TU) 26-72, Obee (UO) 2-34.


PASSING — Musgrave (UO) 39-22-2-320, Rubley (TU) 34-17-2-183.

RECEIVING — Reitzug (UO) 6-121, Hargain (UO) 5-100, McVey (TU) 4-47.

Team Statistics	UO	TU
First Downs	16	14
Rushes-Yards	36-140	36-70
Passes	40-23-2	34-17-2
Passing Yards	320	183
Total Offense	460	253
Punting	3-23.5	5-34.8
Fumbles-Lost	2-1	3-1
Penalties	5-49	1-15
Time of Possession	29:25	30:35

1963

SUN BOWL



Oregon 21, SMU 14
Dec. 31, 1963
El Paso, Texas
Attendance: 18,646

Oregon rode the arm of quarterback Bob Berry in the first half and then relied on its defense in the final two quarters to preserve the Ducks' first bowl victory in 47 years in the 29th Sun Bowl contest.

Playing without two-time All-American Mel Renfro due to a wrist injury, the nation's fourth-ranked offense vaulted Oregon out to a 21-0 halftime advantage, thanks in part to a pair of H.D. Murphy interceptions. But it was the SMU offense which seized the limelight after the intermission, completing 17 of 28 passes in the final 30 minutes while the Mustangs' defense limited the Ducks to only four first downs during that same span.

Murphy set up Oregon's first score with a 49-yard interception return in the first quarter, capped by Dennis Keller's nine-yard run. Murphy's second theft thwarted a potential SMU scoring drive on the Ducks' three-yard line.

Berry's pinpoint spirals earned him the game's most valuable player honors as he connected with Dick Imwalle and Paul Burleson for second-quarter scoring passes of 23 and 20 yards, respectively.

Defensive back Ron Martin played a major role in the final touchdown, recovering a Mustang fumble at Oregon's 36 before the Ducks' junior signal-caller led his team into the end zone with less than a minute remaining before the half.

Oregon's defense was up to the task of slowing SMU's comeback in the third quarter, halting drives at the two and 21-yard line. However, the Mustangs' John Roderick caught a pair of touchdown passes in the final 10 minutes to keep his team's hopes alive. The Ducks' victory was finally secured when a SMU onside kick rolled out of bounds with 24 seconds to play.

SMU	0	0	0	14	— 14	(Coach: Hayden Fry)
Oregon	7	14	0	0	— 21	(Coach: Len Casanova)

- UO — Dennis Keller 9 run (Buck Corey kick), 5:23, 1st
- UO — Dick Imwalle 23 pass from Bob Berry (Herm Meister kick), 6:20, 2nd
- UO — Paul Burleson 20 pass from Berry (Meister kick), :58, 2nd
- SM — John Roderick 3 pass from Danny Thomas (pass failed), 9:29, 4th
- SM — Roderick 7 pass from Mac White (White run), :24, 4th

INDIVIDUAL LEADERS

RUSHING — White (SMU) 10-60, Murphy (UO) 3-49, Keller (UO) 13-40.

PASSING — Thomas (SMU), 26-15-2-188, Berry (UO) 26-11-1-146.


RECEIVING — Jernigan (SMU) 7-112, Roderick (SMU) 5-61, Imwalle (UO) 3-57, Hill (UO) 3-27.

Team Statistics	SMU	UO
First Downs	20	16
Rushes-Yards	35-145	41-153
Passes	34-18-4	28-12-1
Passing Yards	232	166
Total Offense	377	319
Punting	4-39.3	7-36.0
Fumbles-Lost	4-1	1-1
Penalties	5-38	7-79



1960

LIBERTY BOWL



Penn State 41, Oregon 12
Dec. 17, 1960
Philadelphia, Pa.
Attendance: 16,624

Penn State's scoring barrages in the second and fourth quarter proved to be too much for the Ducks to overcome as the Nittany Lions successfully defended their Liberty Bowl title in the second-annual contest.

Quarterback Dick Hoak didn't appear to let the 30-degree temperatures and three-foot snowbanks along the sidelines bother him, running for two Penn State touchdowns and passing for a third to account for Oregon's most decisive setback in five seasons. In addition, Hoak picked off a pair of errant Duck passes which led to the winner's final two scores.

Despite his heroics, it was Oregon's Dave Grayson who came away with back of the game honors, rushing for 93 yards and adding 43 yards in receptions. Grayson accounted for 35 of the 88 yards on the Ducks' opening scoring drive before completing the team's third-quarter march with a 10-yard scoring run.

Defensively, Grayson recovered a Nittany Lion fumble in the end zone to prevent a second consecutive Penn State score in the second quarter, but Penn State took advantage of an Oregon fumble to accumulate 14 points in the final 2:25 before the half.

The Ducks threatened to make a game of it on Grayson's scoring run to conclude the team's second series after the intermission. However, Penn State mounted scoring drives the first three times it had the ball in the final period.

Penn State	0	21	0	20	— 41	(Coach: Rip Engle)
Oregon	6	0	6	0	— 12	(Coach: Len Casanova)

- UO — Dave Grosz 1 run (kick failed), 5:40, 1st
- PS — Don Jonas 1 run (Henry Opperman kick), 12:50, 2nd
- PS — Al Gursky 2 run (Opperman kick), 2:25, 2nd
- PS — Dick Hoak 6 run (Opperman kick), :41, 2nd
- UO — Dave Grayson 10 run (pass failed), 5:31, 3rd
- PS — Ed Caye 1 run (Opperman kick), 9:03, 4th
- PS — Hoak 11 run (kick failed), 7:14, 4th
- PS — Dick Pae 33 pass from Hoak (Jonas kick), 5:14, 4th

INDIVIDUAL LEADERS

RUSHING — Grayson (UO) 10-93, Hoak (PS) 9-61, Kerr (PS) 12-47.


PASSING — Grosz (UO) 15-9-2-178, Hoak (PS) 5-3-0-67, Hall (PS) 7-4-0-47.

RECEIVING — Bruce (UO) 4-90, Opperman (PS) 4-49, Grayson (UO) 1-43, Pae (PS) 1-33.

Team Statistics	PSU	UO
First Downs	25	17
Rushes-Yards	73-301	36-187
Passes	14-8-0	16-10-2
Passing Yards	119	173
Total Offense	420	360
Punting	4-25.0	4-34.0
Fumbles-Lost	3-1	4-2
Penalties	6-40	2-12

1958

ROSE BOWL



Ohio State 10, Oregon 7
Jan. 1, 1958
Pasadena, Calif.
Attendance: 98,202

Oregon quarterback Jack Crabtree's fourth-down pass to Ron Stover fell incomplete with 47 seconds remaining to allow Ohio State to avert one of the biggest upsets in the 44-year history of the New Year's Day classic.

The Ducks began their last-gasp effort against the nation's No. 1-ranked Buckeyes from their own 17-yard line with 4:29 to play. A pass interference call, a 17-yard Crabtree pass to Stover and the Oregon field general's six-yard run advanced the ball to the Ohio State 43 before the team's final two attempts failed to move the ball closer to victory.

Ohio State, which had captured the Big Ten Conference crown for the third time in four years, opened the game in convincing fashion, climaxing its 79-yard drive with a one-yard run by quarterback Frank Kremblas. The Buckeyes' lone touchdown drive was kept alive by a pair of key third-down conversions.

The Ducks knotted the score at 7-7 early in the second quarter, Jim Shanley's five-yard run capping an 80-yard march in 10 plays.

Crabtree completed 10 to 17 passes for 135 yards to receive player of the game honors, becoming only the third player in the bowl's history to earn that distinction playing for the losing team. In addition, Stover established a Rose Bowl record for most yards receiving by a Pacific Coast Conference participant.

Despite the Buckeyes' 34-yard field goal with 14:02 left, Oregon had its chances to pull off the upset. But, Jack Morris' three-point try from the same spot hooked to the left at the 5:20 mark in the third quarter and the Ducks coughed up the ball on the winner's 24-yard line following Crabtree's 23-yard completion to Stover.

Ohio State	7	0	0	3	— 10	(Coach: Woody Hayes)
Oregon	0	7	0	0	— 7	(Coach: Len Casanova)

- OS — Frank Kremblas 1 run (Kremblas kick), 7:03, 1st
- UO — Jim Shanley 5 run (Jack Morris kick), 12:25, 2nd
- OS — Don Sutherlin 34 FG, 14:02, 4th


INDIVIDUAL LEADERS

RUSHING — White (OSU) 25-93, Clark (OSU) 14-82, Shanley (UO) 11-59, Morris (UO) 11-57.

PASSING — Crabtree (UO) 17-10-2-135, Kremblas (OSU) 6-2-0-59, West (UO) 3-3-0-42.

RECEIVING — Stover (UO) 10-144, Houston (OSU) 2-59, Tourville (UO) 2-27.

Team Statistics	OSU	UO
First Downs	19	21
Rushes-Yards	61-245	42-160
Passes	6-2-0	21-14-2
Passing Yards	59	191
Total Offense	304	351
Punting	2-19.0	0-0.0
Return Yards	5	0
Fumbles-Lost	0-0	3-2
Penalties	3-15	3-25



1949
COTTON BOWL

SMU 21, Oregon 13
Jan. 1, 1949
Dallas, Texas
Attendance: 69,000

Oregon's fourth-quarter rally fell short, despite quarterback Norm Van Brocklin completing six of 10 passes for 109 yards in the second half, as the Pacific Coast Conference co-champions were unable to defeat the winners of the Southwest Conference in

the first meeting ever between the two schools.

The combined running, passing and kicking exploits of SMU's Kyle Rote and 1948 Heisman Trophy winner Doak Walker were too much to overcome. Rote ran for 93 yards and caught four passes for 55 yards while Walker completed six of 10 aerials for 79 yards and rushed for another 66.

But it was the duo's kicking exploits that inflicted the most first-half damage. The two-time All-America Walker pulled off a 79-yard quick kick to the Ducks' one-foot line and Rote successfully duplicated the effort with an 84-yard boot rolling dead at the 12 in the second quarter.

The Mustangs jumped on top from the outset, capping the game's initial 73-yard drive with Walker's one-yard run. George Bell's interception later in the opening period and Dewayne Johnson's second-quarter theft prevented further SMU damage. By the time Oregon was able to regroup around its veteran signal-caller, who became the school's first player to pass for more than 1,000 yards in a single season, the Ducks faced a 14-0 deficit.

Oregon scored its first touchdown early in the fourth quarter on a 24-yard pass to Dick Wilkins before SMU countered with its third score with 8:45 remaining. Van Brocklin's 41-yard pass to Darrell Robinson set up the game's final score by Bob Sanders two minutes later.

SMU	7	0	7	7	— 21	(Coach: Matty Bell)
Oregon	0	0	0	13	— 13	(Coach: Jim Aiken)

- SM — Doak Walker 1 run (Walker kick), 9:48, 1st
- SM — Kyle Rote 36 run (Walker kick), 9:44, 3rd
- UO — Dick Wilkins 24 pass from N. Van Brocklin (kick failed), 12:23, 4th
- SM — Chicken Roberts 8 run (Joe Ethridge kick), 8:45, 4th
- UO — Bob Sanders 1 run (Chet Daniels kick), 6:20, 4th

INDIVIDUAL LEADERS

RUSHING — Bell (UO) 17-93, Rote (SMU) 16-93, Walker (SMU) 14-66, Lewis (UO) 12-63, Sanders (UO) 12-63.

PASSING — Van Brocklin (UO) 19-8-0-145, Walker (SMU) 10-6-1-79, Johnson (SMU) 10-4-1-32.

RECEIVING — Wilkins (UO) 4-57, Rote (SMU) 4-55, D. Robinson (UO) 3-56.

Team Statistics	UO	SMU
First Downs	19	19
Rushes-Yards	48-242	48-226
Passes	19-8-0	20-10-2
Passing Yards	145	111
Total Offense	387	337
Punting	3-31.0	3-68.7
Fumbles-Lost	1-1	0-0
Penalties	6-30	1-5



1920
ROSE BOWL

Harvard 7, Oregon 6
Jan. 1, 1920
Pasadena, Calif.
Attendance: 35,000

Skeet Manerud's fourth-quarter 25-yard drop kick was ruled no good, allowing unbeaten Harvard to hang on to a 7-6 victory in the sixth-annual Tournament of Roses classic.

Accounts of the game described the kick being so close that the scoreboard

had already given Oregon credit for the successful attempt as Harvard players banged their helmets to the ground over the impending setback.

The Ducks, coached by the school's 1917 Rose Bowl hero Shy Huntington, lived and died by the toes of Manerud and second-team All-American Bill Steers as four other kicks either sailed wide of their mark or were blocked.

After both teams had first-quarter drop kicks blocked, Steers got Oregon on the scoreboard early in the second quarter on a three-pointer from the 25-yard line. But the Crimson came roaring back behind quarterback Billie Murray, who first returned an Oregon punt 25 yards before completing a pair of passes to the Bowl's player of the game, Eddie Casey, to set up a Fred Church's 13-yard touchdown run.

A 15-yard Harvard penalty later in the second period played a major role in the Ducks' second three-pointer, Manerud's successful 30-yard kick completing the day's scoring.

The Ducks' third-quarter field goal attempt fell short before both teams had attempts blocked in the final 15 minutes. Oregon still possessed a golden opportunity to take the lead when it started its final drive on Harvard's 18-yard line. The lack of a passing threat enabled Harvard to keep the offense out of the end zone en route to Oregon's final ill-fated drop kick.

The Crimson, which accumulated only nine first downs all afternoon, was then able to run out the clock before the final gun. The team amassed 272 yards on the ground, Hollis Huntington rushing for 122 yards in his third Rose Bowl in four years (he played for Mare Island in the 1918 contest).

Harvard	0	7	0	0	— 7	(Coach: Bob Fisher)
Oregon	0	6	0	0	— 6	(Coach: Shy Huntington)

- UO — Bill Steers 25 drop kick, 2nd
- HU — Fred Church 13 run (Arnold Horween kick), 2nd
- UO — Skeet Manerud 30 drop kick, 2nd


INDIVIDUAL LEADERS

RUSHING — H. Huntington (UO) 29-122, A. Horween (H) 19-75, Steers (UO) 15-75.

PASSING — Murray (H) 2-2-0-40, Felton (H) 3-2-0-19.

RECEIVING — Casey (H) 4-59.

Team Statistics	HU	UO
First Downs	9	18
Rushes-Yards	146	272
Passes	6-4-0	2-0-0
Passing Yards	59	0
Total Offense	205	272
Punting	8-28.9	7-30.8
Fumbles-Lost	3-2	3-1
Penalties	4-34	5-59



1917

ROSE BOWL



Oregon 14, Pennsylvania 0
Jan. 1, 1917
Pasadena, Calif.
Attendance: 27,000

Oregon All-American Shy Huntington turned in one of the more remarkable individual efforts in Rose Bowl history to lead the Ducks to victory over heavily favored Pennsylvania in the third-annual contest.

The win marked a significant turning point in the laurels of American football as it was finally conceded that western football had achieved parity with the East Coast powers.

The Quakers mustered the game's first legitimate scoring threat midway into the second quarter. After recovering their own blocked kick, Penn utilized a series of power runs up the middle to move the ball to the three-yard line.

Instead of continuing that successful pattern, the Ivy League champions chose to test the ends which resulted in a 10-yard loss by Oregon's Bricks Mitchell. The ensuing 29-yard field goal was not only unsuccessful, but provided the Ducks with the momentum needed to win the game.

Huntington's first of three interceptions late in the third quarter set up the Ducks' first score. The team moved from its own 30-yard line on a combination of passes to R.L. Tegert and Shy Huntington and Hollis Huntington and Orville Monteith runs. Shy capped the drive on the final play of the period with a 18-yard touchdown pass to Tegert.

Oregon's clinching score in the fourth quarter was also keyed by a Huntington pass theft as Johnny Parsons broke loose for a 45-yard run on the next play from scrimmage to the one-yard line. Huntington sprinted to the corner of the end zone on the following play and added his second extra point to put the game out of reach.

The contest came to a fitting conclusion when Huntington thwarted Pennsylvania's final 79-yard drive by picking off his third pass of the afternoon (he had a fourth interception nullified because of a penalty) and the Ducks then ran out the clock four plays later.

The elder Huntington was awarded back-of-the-game honors while team captain John Beckett was selected player of the game. In one of the few individual statistics available from the game, Huntington rushed 17 times for 69 yards.

Oregon	0	0	7	7	— 14	(Coach: Hugo Bezdek)
Pennsylvania	0	0	0	0	— 0	(Coach: Bob Folwell)

- UO — R.L. Tegert 15 pass from Shy Huntington (Huntington kick), 3rd
- UO — Huntington 1 run (Huntington kick), 4th

Team Statistics	UP	UO
First Downs	8	13
Rushing Yards	198	111
Passes	9-2-2	27-12-5
Passing Yards	32	131
Total Offense	230	242
Punting	16-35.7	10-41.8
Fumbles-Lost	1-1	1-1
Penalties	4-37	6-95